

Skamania County

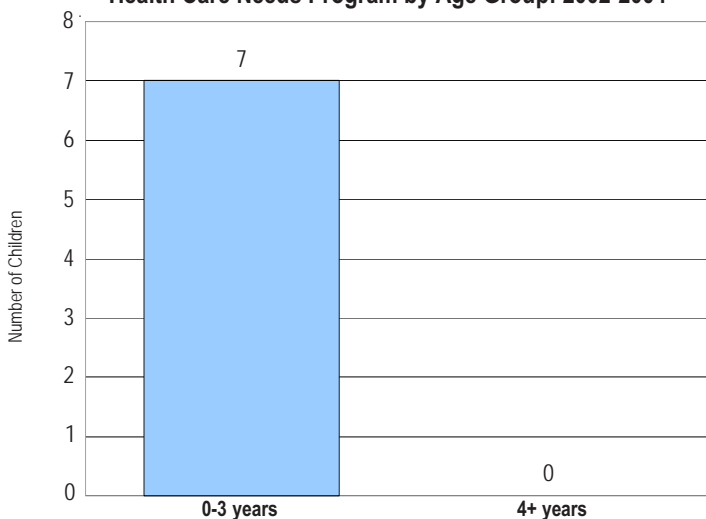
Profile of Children and Youth with Special Health Care Needs

Population of Children 0-19 Years by Age Group and Year

Age Group	1990	2000	2003	2004
0-4 years	644	632	617	625
5-9 years	734	673	626	630
10-14 years	723	817	810	814
15-19 years	576	761	754	766
Total	2,677	2,883	2,808	2,836

Source: Intercensal/Postcensal Population Estimates, Office of Financial Management

Number* of Children Served by Children with Special Health Care Needs Program by Age Group: 2002-2004

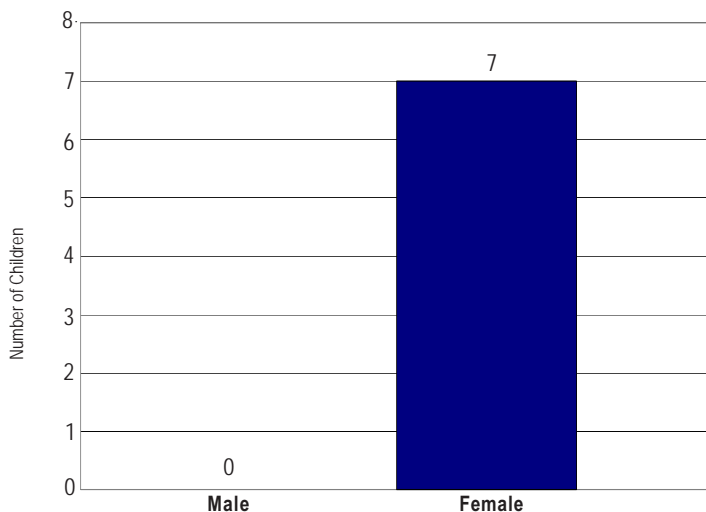


*The number of children served by age and gender may not equal the total number of children served due to non-reporting of gender or age for some cases. Where years are combined, numbers reflect some duplicated cases.

**0 equals fewer than five or no cases in a category.

Source: Child Health Intake Forms, Children with Special Health Care Needs Program, Washington State Department of Health

Number* of Children Served by Children with Special Health Care Needs Program by Gender: 2002-2004



**0 indicates fewer than five or no cases in a category.

“Children with special health care needs are children who have, or are at increased risk for, chronic physical, developmental, behavioral, or emotional conditions and who also require health and related services of a type or amount beyond that required by children generally.”

(Maternal and Child Health Bureau)

Leading Diagnostic Categories* among Children Served by the Children with Special Health Care Needs Program: 2004

There were no condition categories with more than four cases reported in Skamania County.

*Based upon the number of conditions recorded for each child.

Source: Child Health Intake Forms, Children with Special Health Care Needs Program, Washington State Department of Health

Number of Children in Special Education Services under the Individuals with Disabilities Education Act (IDEA) Part B, as of December 1, 2004

Diagnostic Category	Number
Developmental Delay-Preschool	42
Serious Behavioral Disability	14
Orthopedic Impairment	*
Health Impairment	34
Specific Learning Disability	35
Mental Retardation	*
Multiple Disabilities	10
Deaf	*
Hearing Impairment	*
Visually Impaired	*
Deaf-Blindness	*
Communication Disorder	55
Autism	13
Traumatic Brain Injury	*
Total**	210

*Fewer than five or no cases reported.

**Total includes categories containing fewer than five cases.

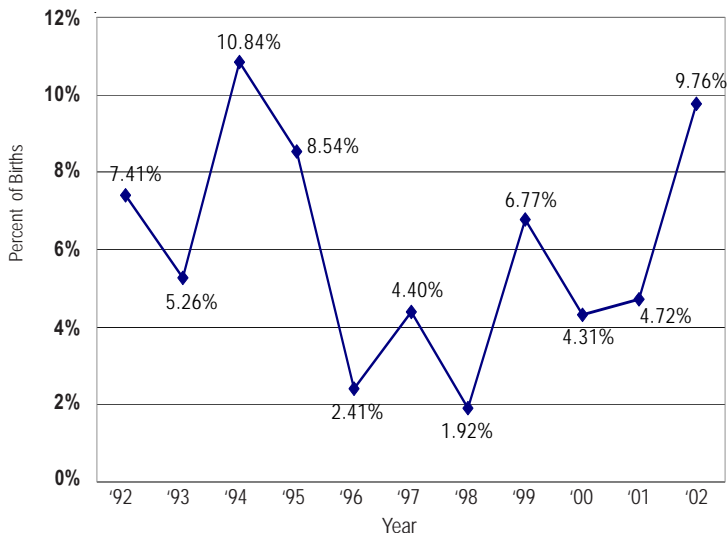
Source: Office of Superintendent of Public Instruction Special Education Operations IDEA Part B Child Count Report

Number of Children Age 0-35 Months with an Individualized Family Service Plan Who Received Early Intervention Services

Oct. 2002-Sept. 2003	9
Oct. 2003-Sept. 2004	7

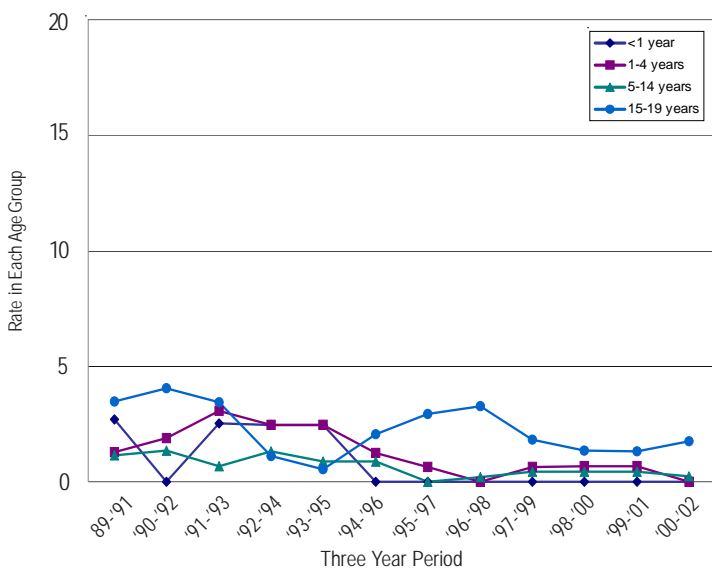
Source: Infant Toddler Early Intervention Program, Division of Developmental Disabilities, Department of Social and Health Services

Percent of Babies Born with Low Birth Weight* (less than 2,500 grams)



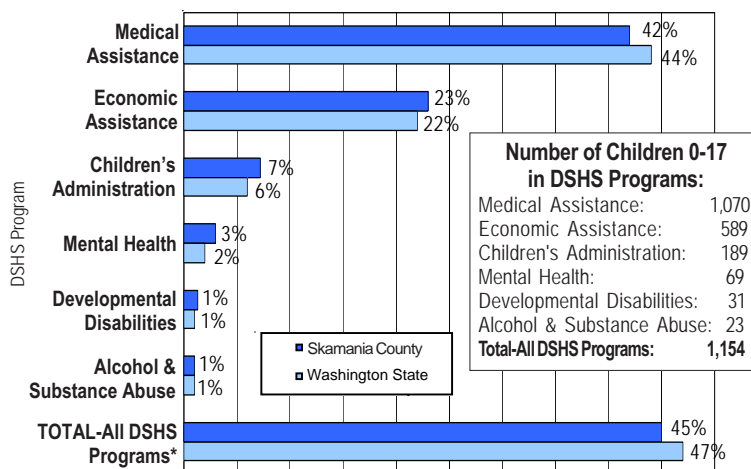
*Percent of births for which the birthweight is known.
Source: VistaPHw 5.0

Age-Specific Hospitalization Rate* for Chronic Conditions per 1,000 Children Ages 0-19



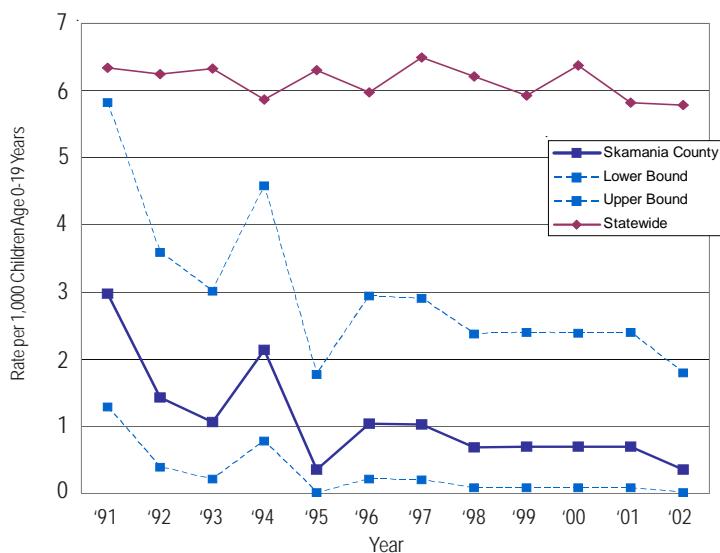
*Number of hospitalizations per 1,000 population of children in each age group calculated as three-year rolling averages.
Source: VistaPHw 5.0

Percent of Children Age 0-17 in Programs of the Department of Social and Health Services: July 2002 - June 2003



* Based upon unduplicated count of children within each service category.
Source: Client Services Database, Research and Data Analysis Division, Department of Social and Health Services

Hospitalization Rate* for Chronic Conditions per 1,000 Children Age 0-19 Years: County Rate Compared to State Rate



*Number of hospitalizations per 1,000 population of children 0-19.
Source: VistaPHw 5.0
Upper and lower bounds refer to the upper and lower range of the 95% confidence interval within which the actual rate lies.

This county profile is part of the Children and Youth with Special Health Care Needs: Washington State Report. For more information, contact the Children with Special Health Care Needs Program at (360) 236-3571, or <http://www.doh.wa.gov/cfh/mch/cshc/home2.htm>

