



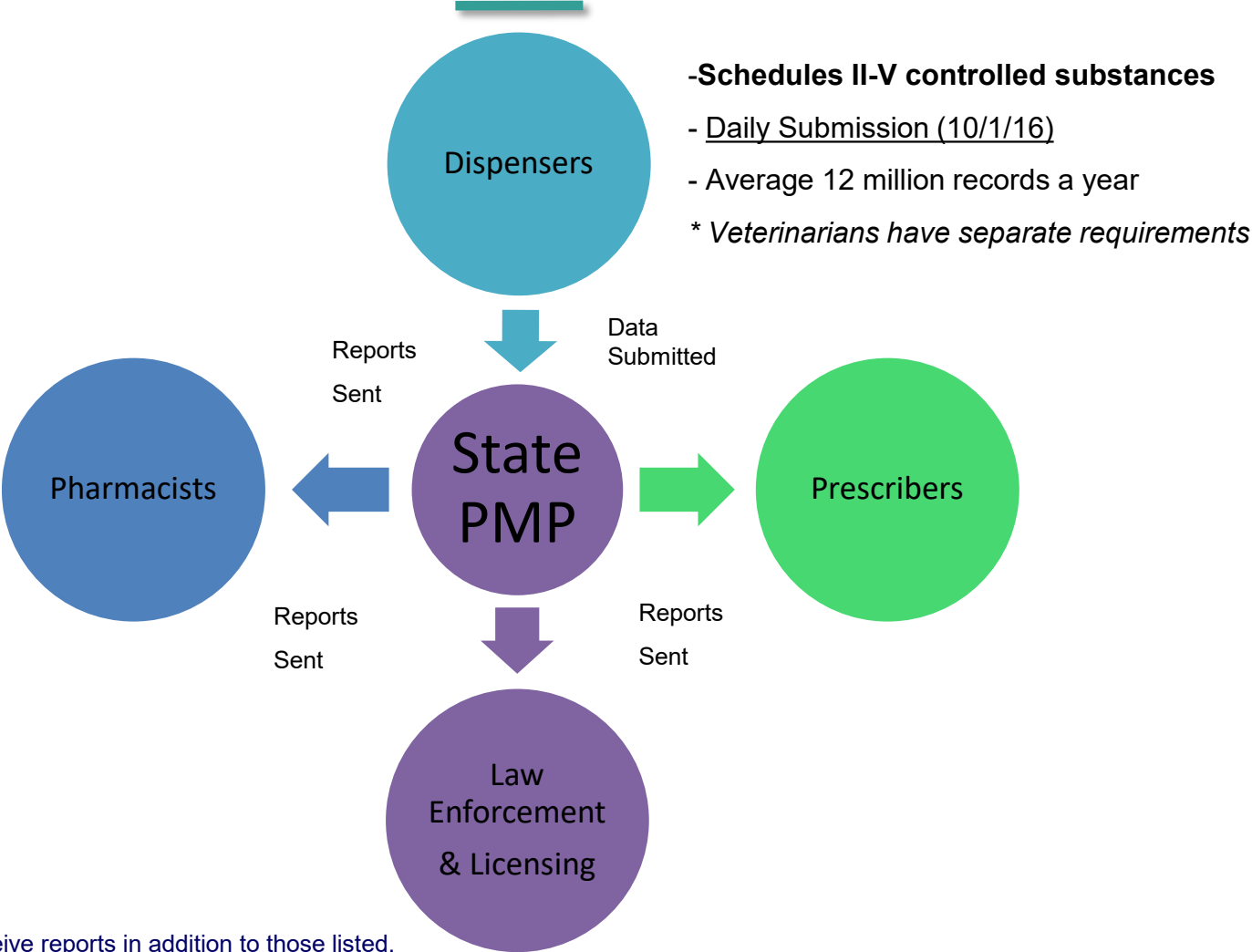
DATA REPORT



PRESCRIPTION MONITORING PROGRAM



# PMP Data Collection and Access



\*Other groups may also receive reports in addition to those listed.



# DOH Goals for Washington PMP

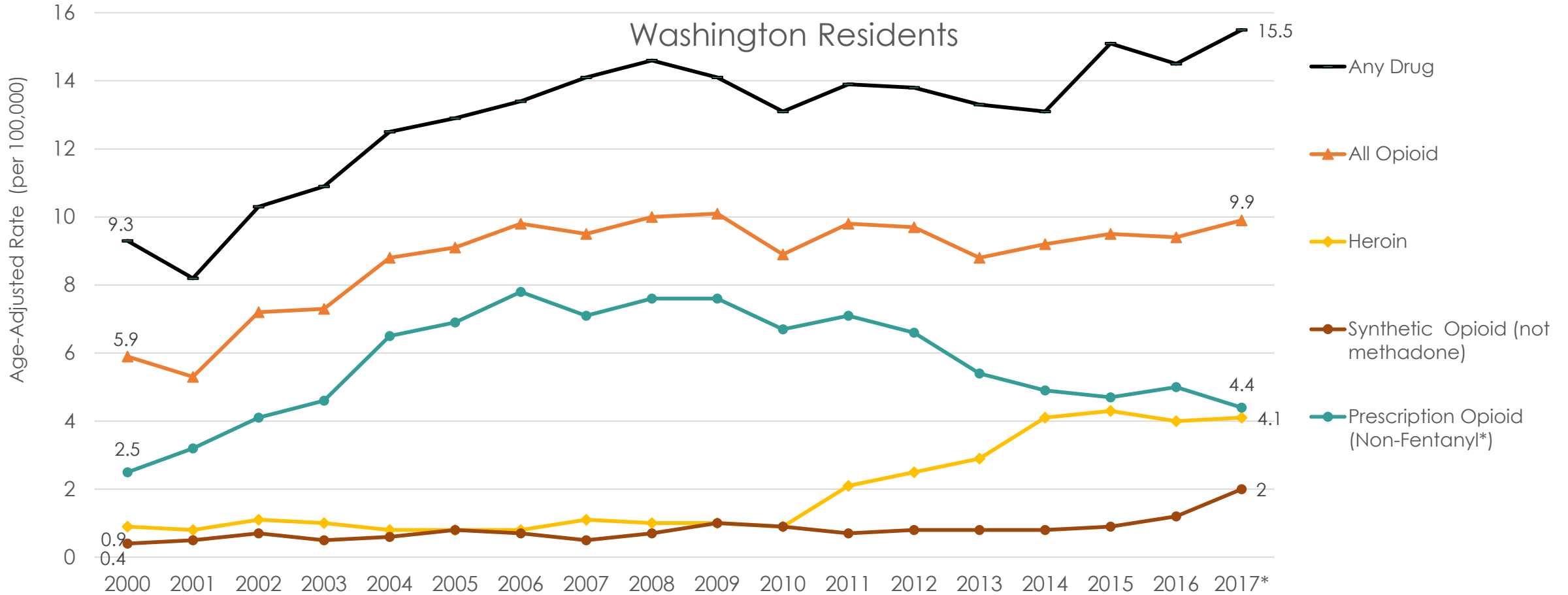
---

## Prevent Prescription Drug Overdose

- ✓ Give practitioners an additional tool that provides more information for making patient care decisions.
- ✓ Provide data that can help healthcare providers recognize patterns of misuse and addiction ensuring SBIRT opportunities are not missed.
- ✓ Make sure those in need of scheduled prescription drugs receive them.
- ✓ Educate the population on the dangers of misusing prescription drugs.
- ✓ Curb illicit use of prescription drugs.

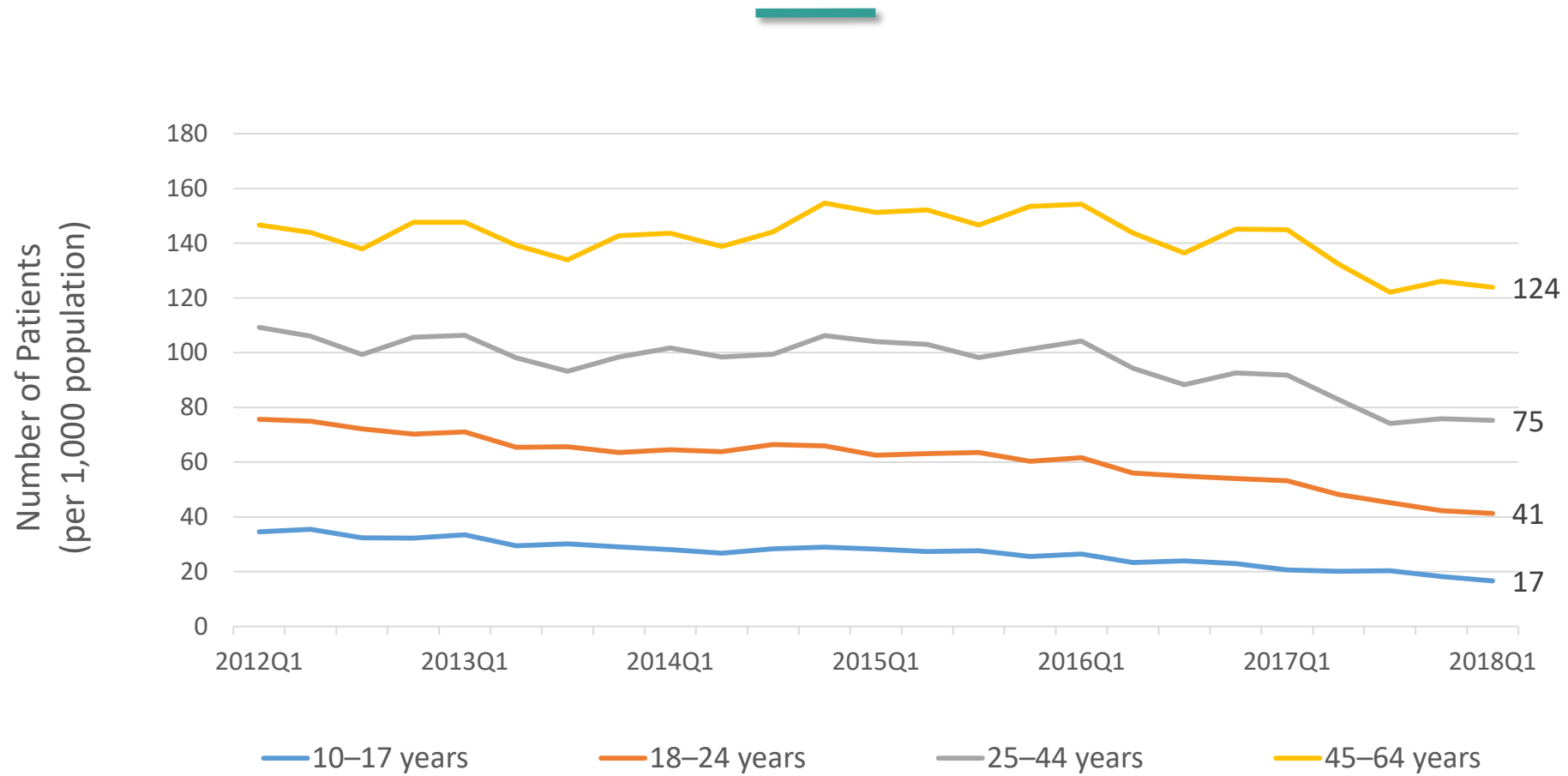


# Overdose Death Rate by Drug Type (2000-2017\*)



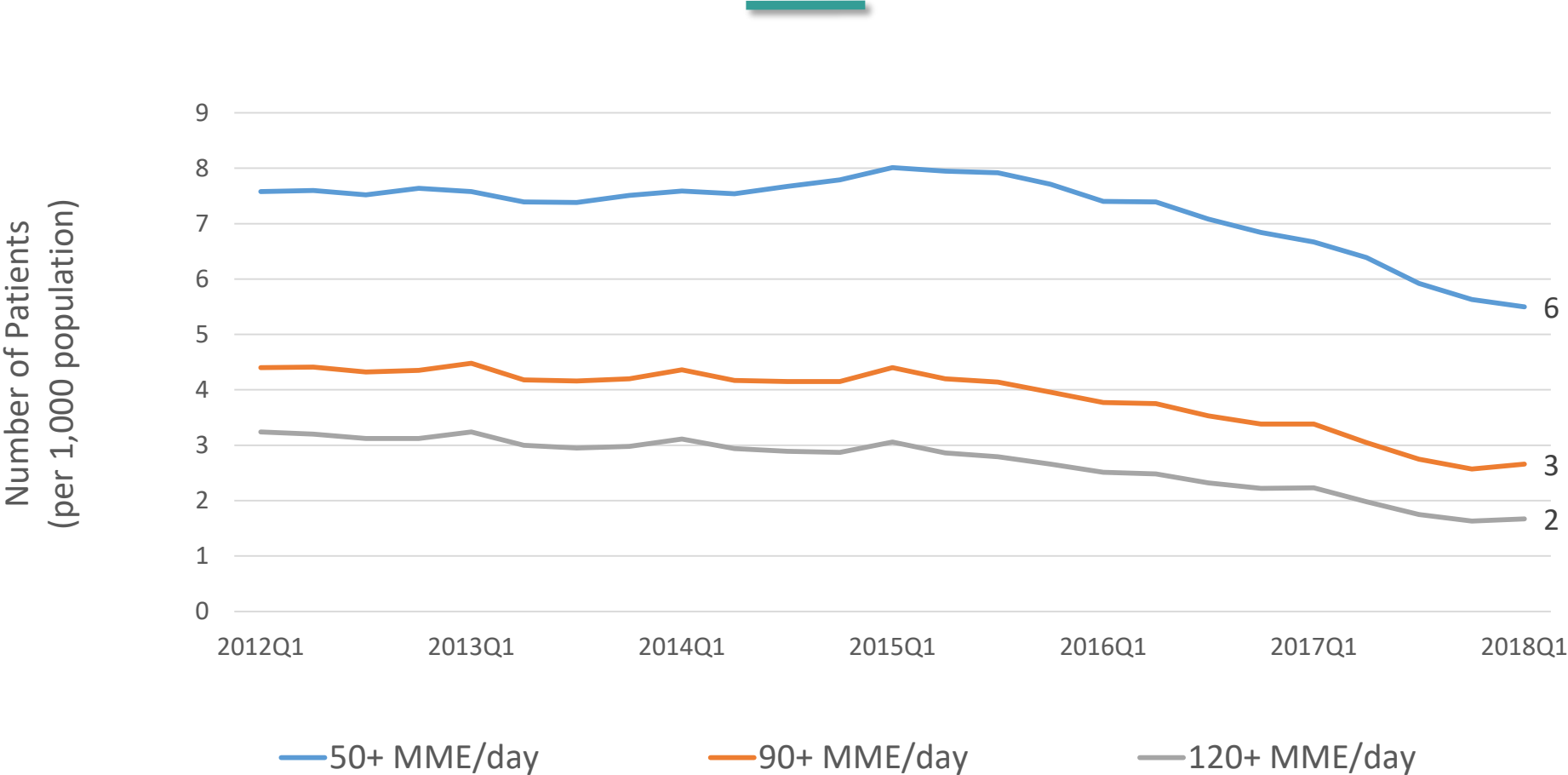


# Declining Opioid Prescriptions



Source: Prescription Monitoring Program (<https://www.doh.wa.gov/DataandStatisticalReports/HealthDataVisualization>)

# High-Dose Chronic Opioid Prescriptions

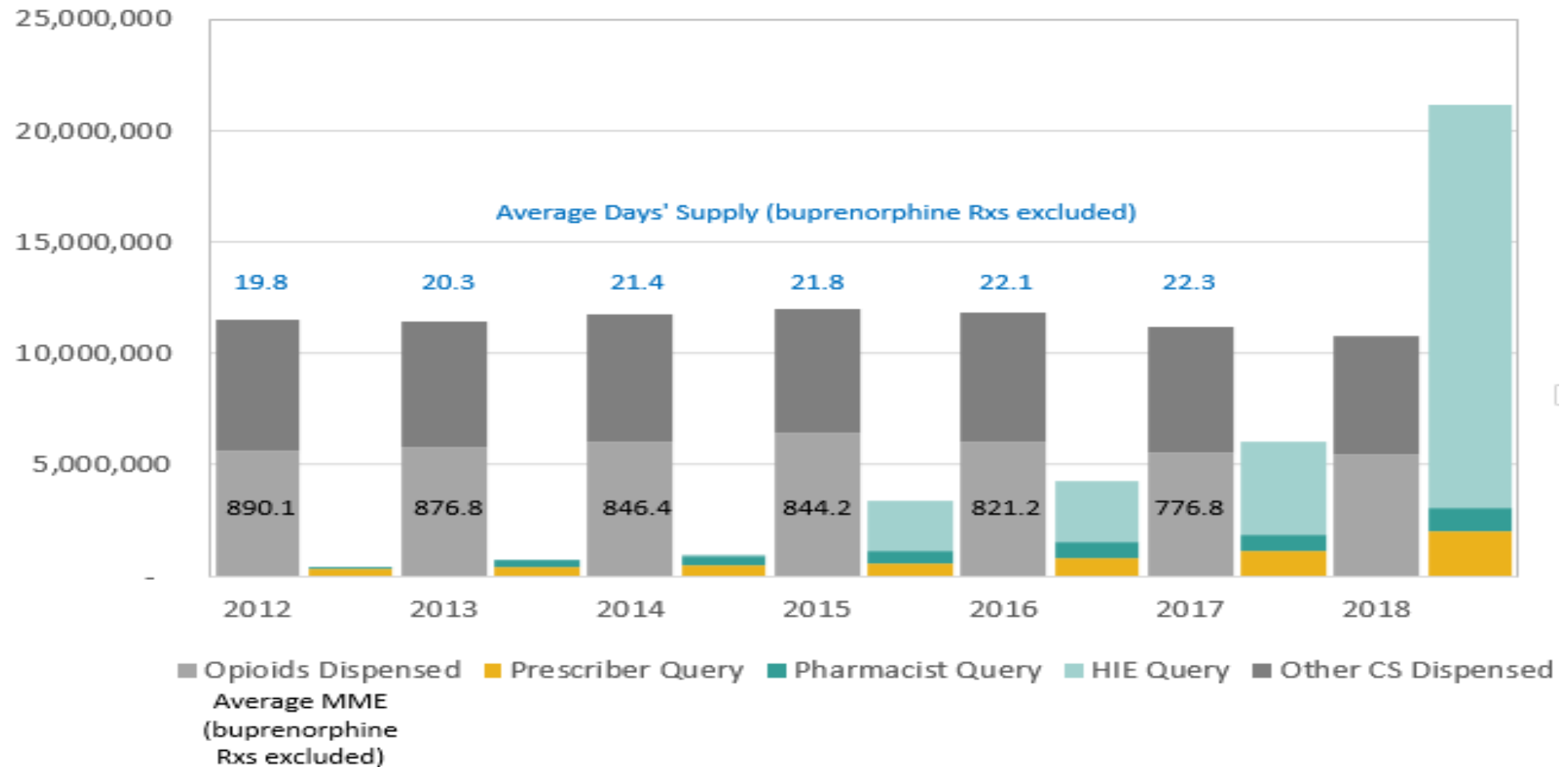


Source: Prescription Monitoring Program (<https://www.doh.wa.gov/DataandStatisticalReports/HealthDataVisualization>)



# PMP USE AND IMPACT

## PMP Queries and Controlled Substance Prescriptions by Calendar Year





# PMP USE AND IMPACT

## Controlled Substance Prescriptions by Calendar Year

	2012 Rx	2013 Rx	2014 Rx	2015 Rx	2016 Rx	2017 Rx	2018 Rx
HYDROCODONE (all)	3,043,357	2,928,052	2,855,227	2,521,688	2,371,802	2,096,731	1,860,994
OXYCODONE (all)	1,816,171	1,827,750	1,889,380	1,952,720	1,937,349	1,819,159	1,699,969
DEXTRO/METH AMPHETAMINE (all)	466,702	323,013	579,927	626,923	701,795	777,311	857,740
TRAMADOL (all)	-----	-----	308,803	730,446	718,261	680,506	655,616
ZOLPIDEM TARTRATE	898,620	838,636	790,571	761,159	712,360	649,127	607,802
LORAZEPAM	632,757	634,566	643,922	640,505	623,551	589,411	564,366
ALPRAZOLAM	644,377	641,634	644,930	625,209	609,594	565,432	528,812
CLONAZEPAM	519,642	521,425	527,935	520,615	502,644	468,441	450,901
DEX / METHYLPHENIDATE (all)	397,021	410,821	422,664	420,891	443,262	487,343	512,969
MORPHINE (all) (not w/ Naltrexone)	327,191	330,399	336,190	362,408	351,167	329,280	311,395
<b>Total Rx Dispensed (CS reported to PMP)</b>	<b>11,509,488</b>	<b>11,434,877</b>	<b>11,771,216</b>	<b>11,992,986</b>	<b>11,798,943</b>	<b>11,141,708</b>	<b>10,772,291</b>



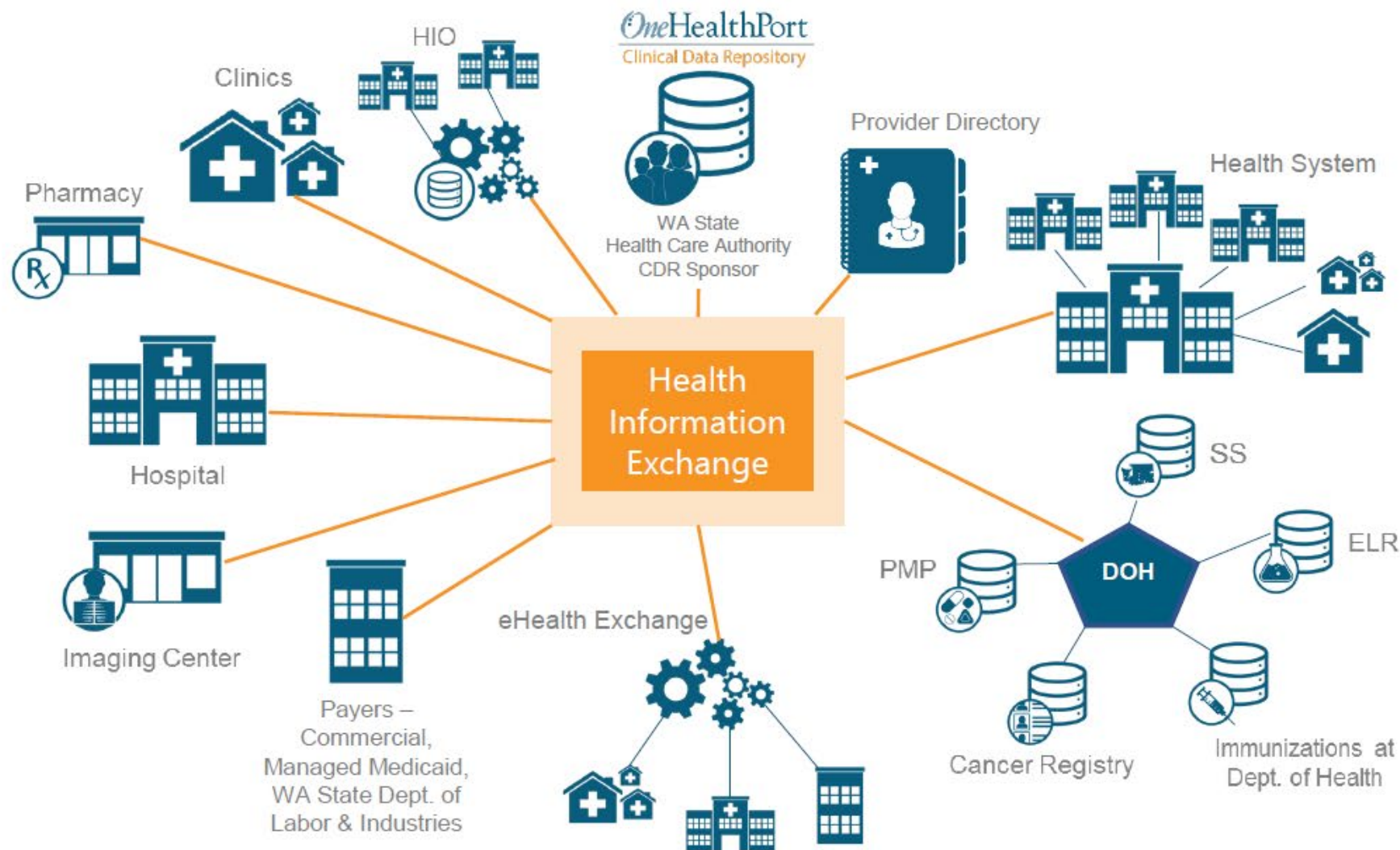


# PMP USE AND IMPACT

Query By:	2012	2013	2014	2015	2016	2017	2018
Prescriber	351,380	424,457	528,415	609,389	838,995	1,124,944	2,025,038
Pharmacist	55,308	298,174	394,736	543,520	683,738	761,188	1,037,223
HIE	-	-	26,546	2,222,446	2,722,172	4,124,241	18,116,831
Total Queries	406,688	722,631	949,697	3,375,355	4,244,905	6,010,373	21,179,092
Dispensed Controlled Rx	11,509,488	11,434,877	11,771,216	11,992,986	11,798,943	11,141,708	10,772,291

# OneHealthPort | HIE

- Multiple Transaction Types
- Multiple Access Options
- Multiple Trading Partners





Additional program data are available at: [www.doh.wa.gov/PMPData](http://www.doh.wa.gov/PMPData)

Email the program at: [PrescriptionMonitoring@doh.wa.gov](mailto:PrescriptionMonitoring@doh.wa.gov)



PRESCRIPTION MONITORING PROGRAM