



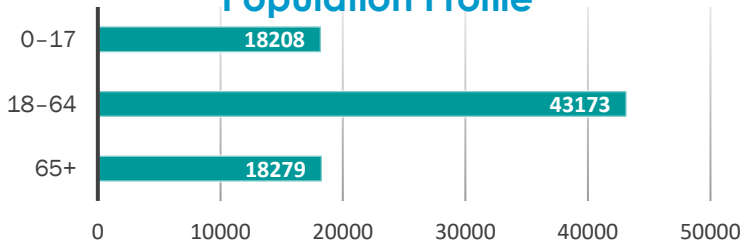
# Washington Rural County Medicaid Workforce Report

## Chelan County

Established in 1899, Chelan is the 3<sup>rd</sup> largest county in Washington state covering 2,920 square miles. It has a population of 79, 646. The city of Wenatchee is the county seat and largest city. The county falls within the boundaries of the Thriving Together North Central Washington Accountable Community of Health (ACH) Region.

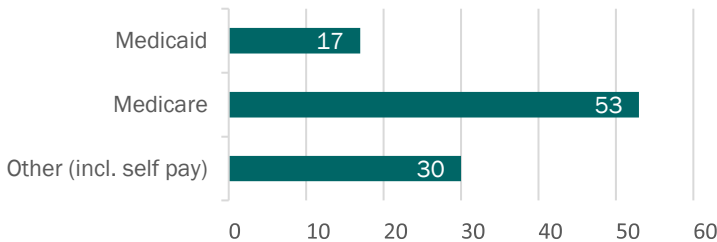
Source<sup>1</sup>: Employment Security Department, county-profiles; HCA, ACH Regions Map

### Population Profile



Source2: OFM, WA Data&Research, Population Estimates, 2020

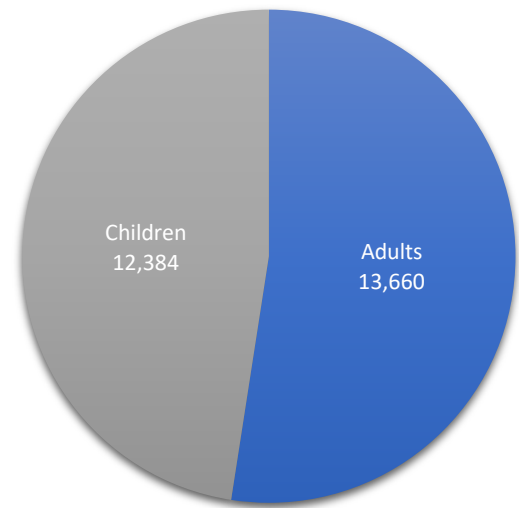
### Hospital Payer Mix %



Source3: DOH HospitalFinancialData 2023

### Medicaid Program Enrollment

for 2023



Source4: Apple Health Client Eligibility Dashboard

### Licensed In-County Workforce

Represents all physicians, nurses, maternal care providers, master level behavioral health and substance use disorder professionals with an active WA credential in the county (does not incl. professionals with an associate/trainee credentials).

Profession Type	Count
ARNP (NP, ANP, FNP, GNP, PNP, WHNP)	72
ARNP-CNM	6
Dentist	60
Licensed Midwife	5
Licensed Practical Nurse	59
Marriage&Family Therapist	9
Medical Doctor (incl. Psychiatry)	264
Mental Health Counselor	69
Osteopathic Physician (incl. Psychiatry)	43
Physician Assistant	86
Psychologist	15
Registered Nurse	956
Social Worker	30
Substance Use Disorder Professional	28

Source5: DOH Licensing Database; Washington Medical Commission (As of 4/23/2024)

### Health Service Systems

This section is a list of county institutions and resources that provide health care services at the local level to meet the health needs of the population. The following are links to source web pages to provide more information about the facilities in the county.

#### Federally Qualified Health Centers (FQHC)

- Wenatchee Valley College Clinic
- Children's Behavioral Health North
- CVCH-Behavioral Wenatchee
- CVCH-Chelan
- CVCH-Wenatchee
- CVCH Behavioral Health
- Hope Health
- Lincoln Elementary School Clinic
- New Path

#### Rural Health Clinics (RHC)

- Cascade Medical Center
- Confluence Health Cashmere Clinic
- Confluence Health Wenatchee Clinic
- Lake Chelan Clinic

#### Critical Access Hospitals (CAH)

- Cascade Medical Center
- Lake Chelan Community Hospital

#### Behavioral Health Agencies (BHA)

- American Behavioral Health Systems-Parkside
- Catholic Charities of the Diocese of Yakima
- Catholic Charities of the Diocese of Yakima-Wenatchee 139 Worthen
- Centro Latino: NW Family Services Institute
- Childrens Home Society of WA-Wenatchee
- Columbia Counseling 607
- Columbia Pediatrics
- CRH Christopher House
- CVCH Behavioral Health
- CVCH-Chelan
- CVCH-Wenatchee East Way
- CVCH-Wenatchee Main
- New Hope Recovery
- New Path
- Shipowick-Smith Counseling
- The Center for Alcohol and Drug Treatment

#### Nursing Homes

- Cashmere Post Acute
- Colonial Visa Post Acute & Rehabilitation Center
- Regency Wenatchee Rehabilitation and Nursing Center

#### Assisted Living (ALF)

- Avamere at Wenatchee
- Blossom Creek Senior Alzheimer Community
- Blossom Valley Senior Assisted Living Community
- Christopher House
- Ciel Senior Living of Wenatchee
- Epedalen Retirement & Assisted Living
- Heritage Heights at Lake Chelan
- Hightgate Senior Living
- Mountain Meadows
- Prestige Senior Living at Colonial Visa
- Riverwest Retirement Community

# Chelan County At-a-Glance

## Health Professional Shortage Area (HPSA) and Maternal Care Target Area (MCTA)

Healthcare providers in Washington are surveyed to determine if a shortage of eligible types that serve the low-income, disadvantaged populations exist. Areas with these designations receive scores based on a combination of data gathered during the surveying process and national datasets. These federal designations allow eligible facilities and providers access to numerous federal and state workforce incentive programs. There are three main HPSA categories: behavioral health, dental health, and primary care. MCTAs are supplementary scores added only to an existing primary care designated area. If you would like more information about HPSAs, MCTAs or the Medicaid Provider Survey, [contact our office](#). **Note: A provider may work at multiple locations. Provider/FTE counts are based on each location of service.**

Primary Care survey	
Number of physicians	69
Physician FTE	48.9
Number serving Medicaid	50
Number serving MFW/S	7
Number serving homeless	5
Number with sliding scale	32
Number serving AI/AN	25

Maternal care survey	
Number of MCTA provider (incl. OB/GYN)	18
MCTA FTE	15.8
Number serving Medicaid	10
Number serving MFW/S	6
Number serving homeless	3
Number with sliding scale	8
Number serving AI/AN	7

Dental survey	
Number of dentists	38
Dental FTE	29.4
Number serving Medicaid	7
Number serving MFW/S	13
Number serving homeless	2
Number with sliding scale	4
Number serving AI/AN	10

Behavioral health survey	
Number of psychiatrists	5
Psychiatric FTE	3.5
Number serving Medicaid	2
Number serving MFW/S	0
Number serving homeless	2
Number with sliding scale	2
Number serving AI/AN	2

Source<sup>6</sup>: DOH County Medicaid Provider Survey



## Health Workforce Investments

Health Workforce Investments represents the number of clinicians and students currently participating in federal and/or state loan repayment programs and the [J-1 Visa Waiver Program](#). The [National Health Service Corps \(NHSC\) Loan Repayment Program](#) and the [Washington Student Achievement Council \(WSAC\)](#), connect healthcare professionals interested in loan repayment or scholarship opportunities with rural and urban underserved employers. They are open to a range of different healthcare professionals seeking employment at approved sites in Washington. For more information about workforce recruitment and retention, [contact our office](#).

Medical workforce	
NHSC (LRP/SP/S2S) awardees	10
WSAC (FHP/SHP/BHP) awardees	11
Obligated J1-Visa Waivers	4

Dental workforce	
NHSC (LRP/SP/S2S) awardees	1
WSAC (FHP/SHP/BHP) awardees	0
Obligated J1-Visa Waivers	N/A

Behavioral Health workforce	
NHSC (LRP/SP/S2S) awardees	6
WSAC (FHP/SHP/BHP) awardees	10
Obligated J1-Visa Waivers	0

Source<sup>7</sup>: NHSC & WSAC Field Strength Reports



## Data Notes and Resources

Data published in this report is current as of document publication date of April 30, 2024

### List of Source web links:

- Source<sup>1</sup>: <https://esd.wa.gov/labormarketinfo/county-profiles> & <https://www.hca.wa.gov/about-hca/healthier-washington/accountable-communities-health-ach>
- Source<sup>2</sup>: <https://www.ofm.wa.gov/washington-data-research/population-demographics/population-estimates/estimates-april-1-population-age-sex-race-and-hispanic-origin>
- Source<sup>3</sup>: <https://www.doh.wa.gov/DataandStatisticalReports/HealthcareinWashington/HospitalandPatientData/HospitalFinancialData/YearEndReports/2017HospitalYearEndReports>
- Source<sup>4</sup>: <https://www.hca.wa.gov/about-hca/apple-health-medicare-reports#apple-health-enrollment-reports>
- Source<sup>5</sup>: <https://fortress.wa.gov/doh/providercredentialsearch/> & <https://wmc.wa.gov/>
- Source<sup>6</sup>: not privy due to personally identifiable and financial information.
- Source<sup>7</sup>: Field Strength reports are not privy due to personally identifiable information.

### List of Acronyms:

- ACH—Accountable Communities of Health
- AI/AN—American Indian/Alaskan Native
- DOH—WA State Department of Health
- HCA—WA State Health Care Authority
- WSAC—WA Student Achievement Council
- HRSA—Health Resources & Services Administration
- SDB—Shortage Designation Branch
- OFM—Office of Financial Management
- ARNP—Advanced Registered Nurse Practitioner
- SUD—Substance Use Disorder Professional
- MFW/S—Migrant Farm Worker/ Seasonal
- LRP—Loan Repayment Program
- SP—Scholar Program
- S2S—Student-to-Service
- FHP—Federal Health Loan Repayment Program
- SHP—State Health Loan Repayment Program
- BHP—Behavioral Health Loan Repayment Program